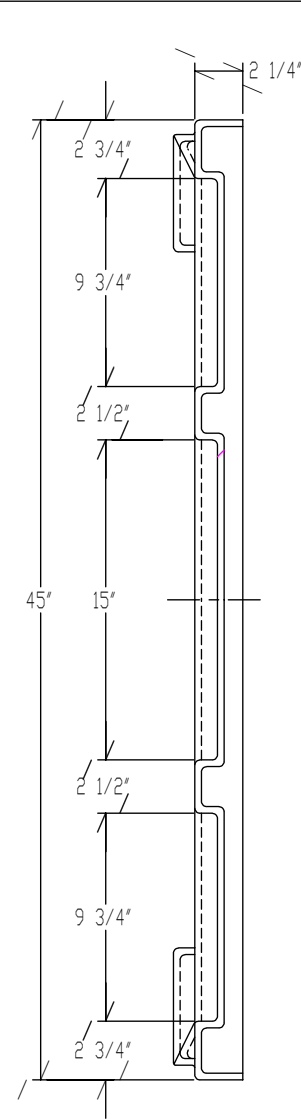
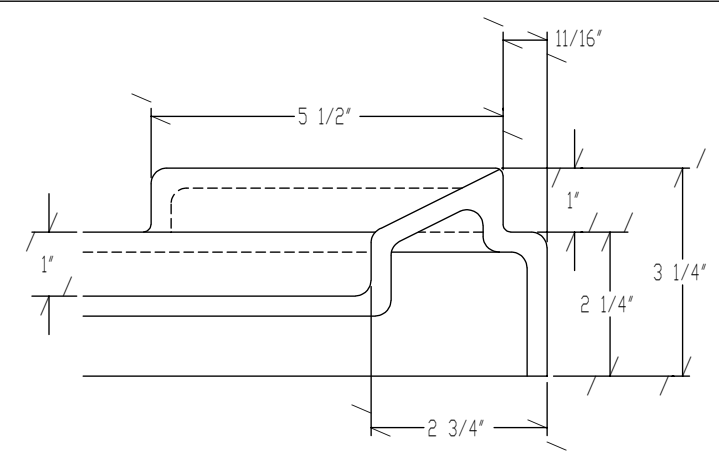


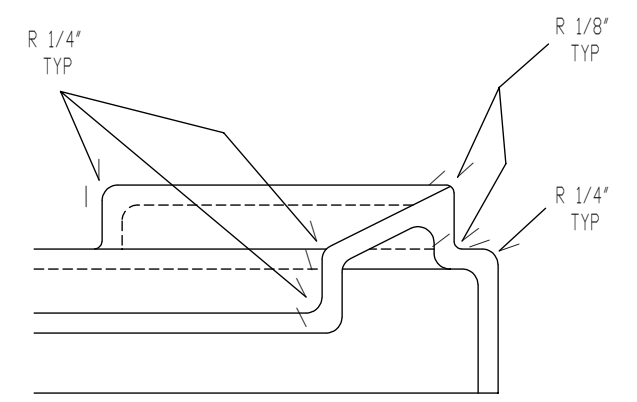
PLAN VIEW



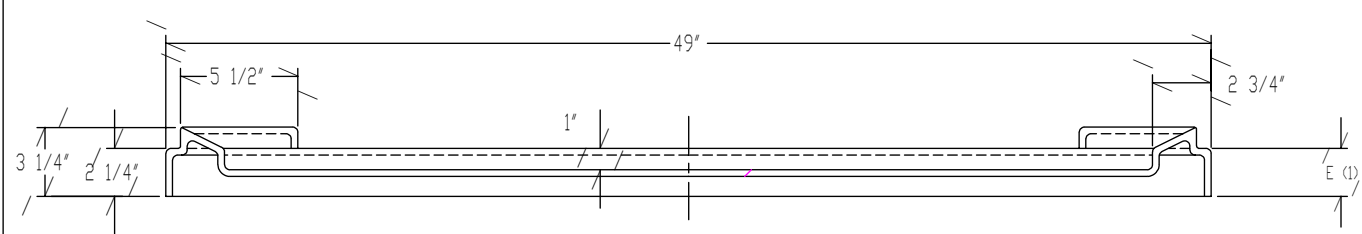
SECTIONAL ELEVATION ON B-B



SECTIONAL DETAIL FOR STACKING / ALIGNMENT LUGS (TYP 4 PLCS, SCALE 1:2)



SECTIONAL DETAIL FOR RADII ON STACKING / ALIGNMENT LUGS (TYP 4 PLCS, SCALE 1:2)



SECTIONAL ELEVATION ON A-A

DIMENSION "E (1)" IS FOR AN OPTIONAL EXTENDED SKIRT VERSION OF THIS LID. VERSION E (1) IS MADE BY TRIMMING THE AS-MOLDED LID WITH A BEARING CUTTER. DIMENSION E (1) SHOULD BE 4 5/8" WITH A TOLERANCE OF +/- 1/8".

- NOTES:
- SCALE FOR QUOTE/ESTIMATING PURPOSES ONLY.
 - DRAWING SHOWS FINISHED MOLDED PART - TRIMMED.
 - ALL DIMENSIONS ARE REFERENCED TO THEORETICAL SHARP CORNERS ON OUTSIDE SURFACE OF MOLDED PART, UNLESS OTHERWISE STATED.
 - UNLESS STATED OTHERWISE, ALL CORNERS WILL HAVE RADII.
 - WALL THICKNESS SHOWN FOR REPRESENTATION ONLY.
 - REVISION 1 TO ACCOMMODATE DIMENSION E (1).

AGREEMENT TO MAINTAIN CONFIDENTIALITY				
This drawing is owned by REMCON PLASTICS INC. and shall be returned upon demand. It is loaned on condition that it shall not be copied or reproduced or submitted to others without the Owner's consent. In accepting it subject to this condition the recipient further agrees that this drawing or any design, detail, or concept disclosed herein shall not be used in any way detrimental or in competition with the Owner.				
TOLERANCES		REVISIONS		
EXCEPT AS NOTED		NO.	DATE	BY
PLASTIC PART	FINISHED MOLD	1	02/03/99	PFE
DECIMAL	DECIMAL	2		
+ 0.010" PER INCH	+ 0.0625"	3		
		4		
ANGULAR	ANGULAR	5		
+ 1/2 DEG.	- 1/2 DEG.			
		REMCON PLASTICS INC.		
		TITLE: FBP BULK BIN LID		
		STYLE-02 45 X 49 X 3 1/4"		
		DRAWN BY: PFE	DATE: 12/11/92	SHEET OF: 1
		SCALE: 1:6	INDEX NO.: 01130	DRAWING NO.: C-10083