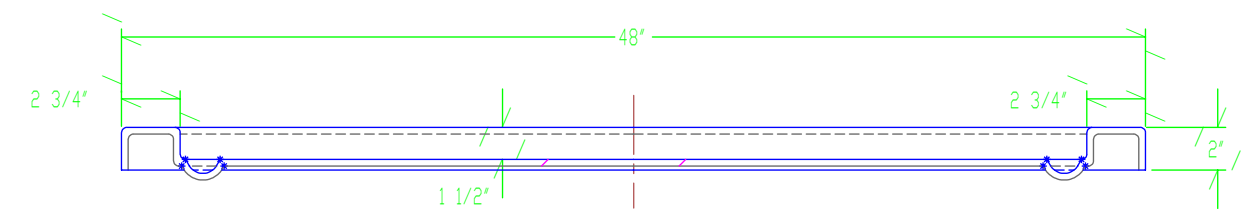
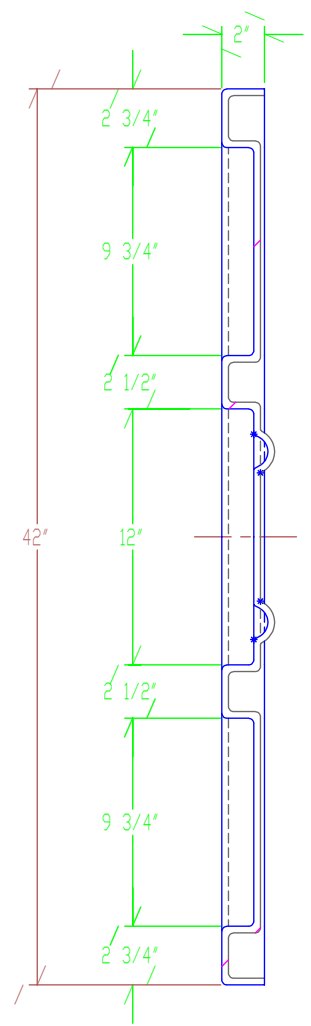


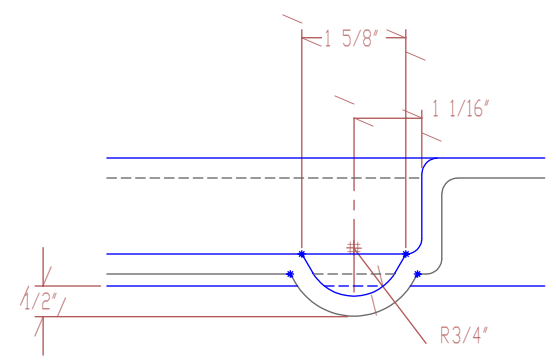
PLAN VIEW



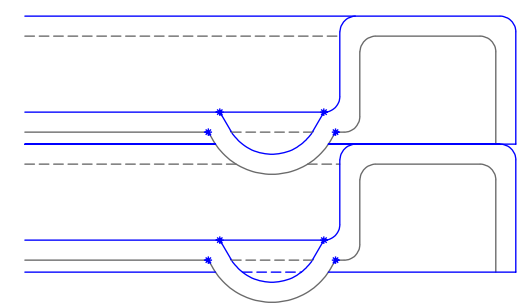
SECTIONAL ELEVATION ON A-A



SECTIONAL ELEVATION ON B-B



SECTIONAL STACKING LUG  
DETAIL ON C-C  
(TYP 4 PLCS, SCALE 1:2)



STACKING DETAIL  
(SCALE 1:2)

- NOTES:
- SCALE FOR QUOTE/ESTIMATING PURPOSES ONLY.
  - DRAWING SHOWS FINISHED MOLDED PART - TRIMMED.
  - ALL DIMENSIONS ARE REFERENCED TO THEORETICAL SHARP CORNERS ON OUTSIDE SURFACE OF MOLDED PART, UNLESS OTHERWISE STATED.
  - UNLESS STATED OTHERWISE, ALL CORNERS WILL HAVE RADII.
  - WALL THICKNESS SHOWN FOR REPRESENTATION ONLY.
  - CERTAIN LOGICAL HIDDEN LINES OMITTED FOR CLARITY.
  - BIN DETAILS PROVIDED ON SEPARATE DRAWING.

TOLERANCES		REVISIONS			REMCON PLASTICS INC.			
EXCEPT AS NOTED		NO.	DATE	BY	TITLE	DATE	SHEET	OF
DECIMAL	± S.R.M.T.	1			LID FOR 474139 BULK BIN CONCEPT-01	12/29/93	1	1
FRACTIONAL	± S.R.M.T.	2						
ANGULAR	± S.R.M.T.	3			DRAWN BY			
		4			PFE			
		5			SCALE	INDEX NO.	DRAWING NO.	
					1:6	01300	C-10104	