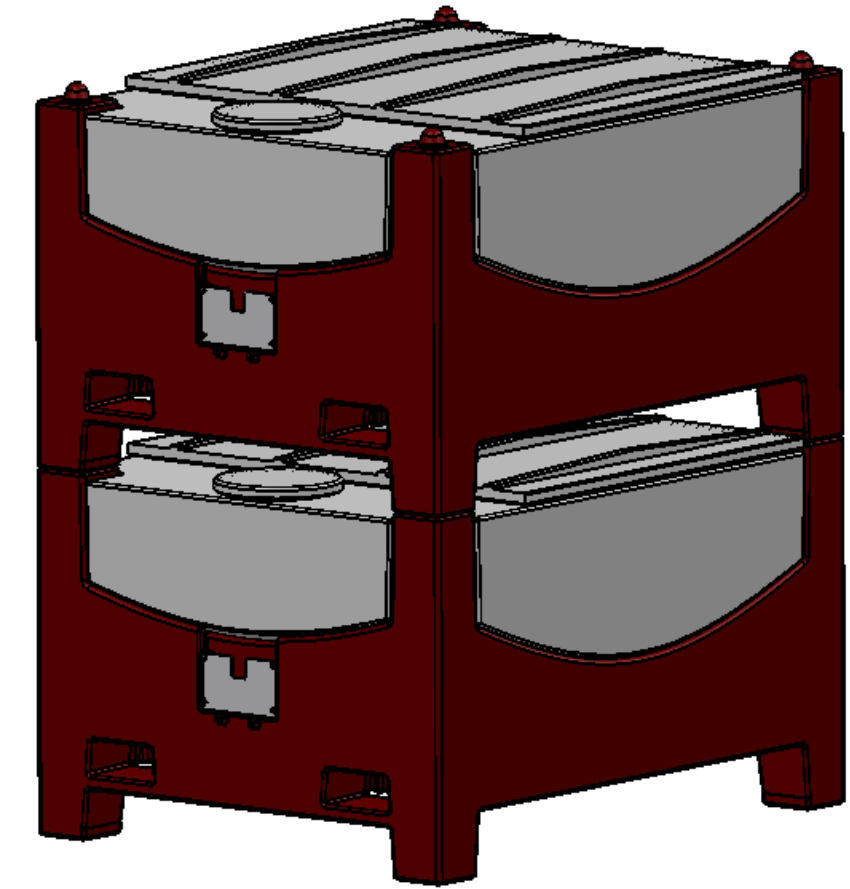
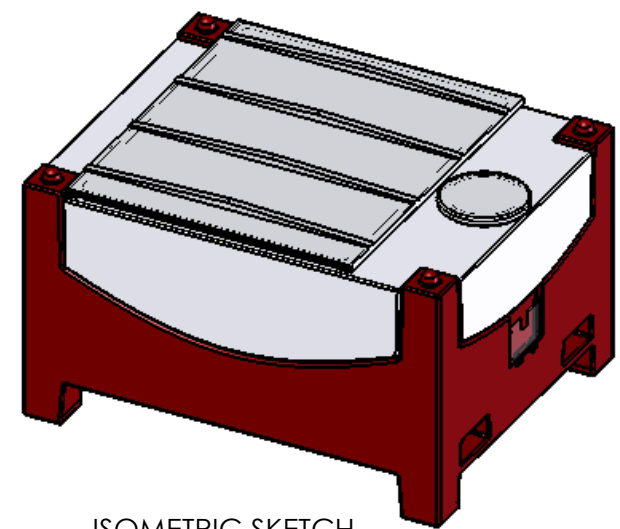
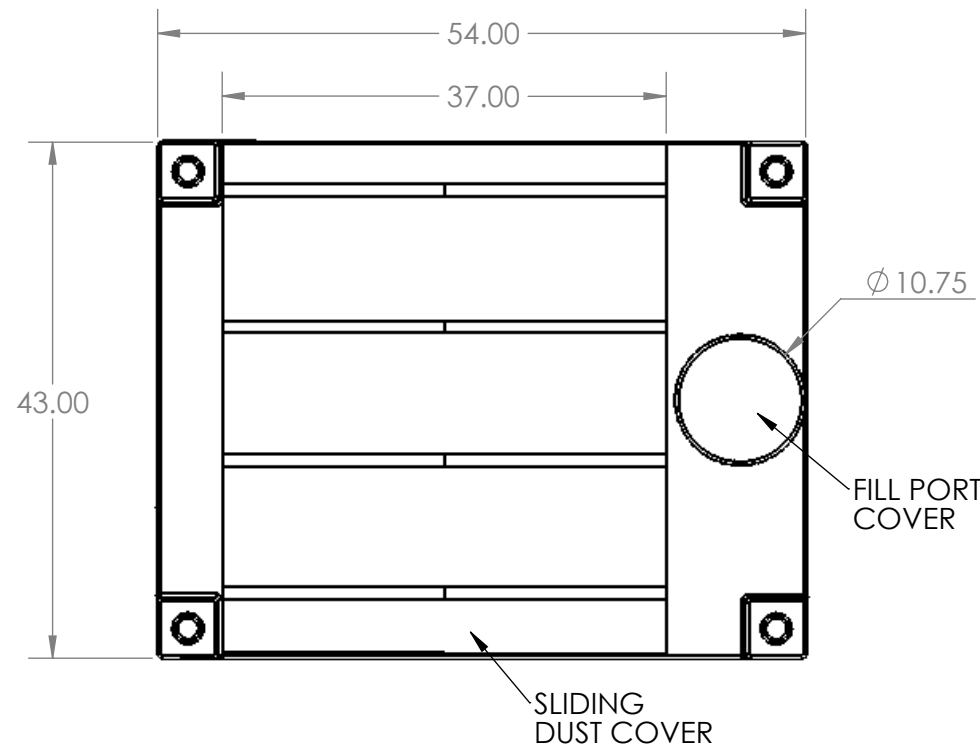


8 7 6 5 4 3 2 1

D



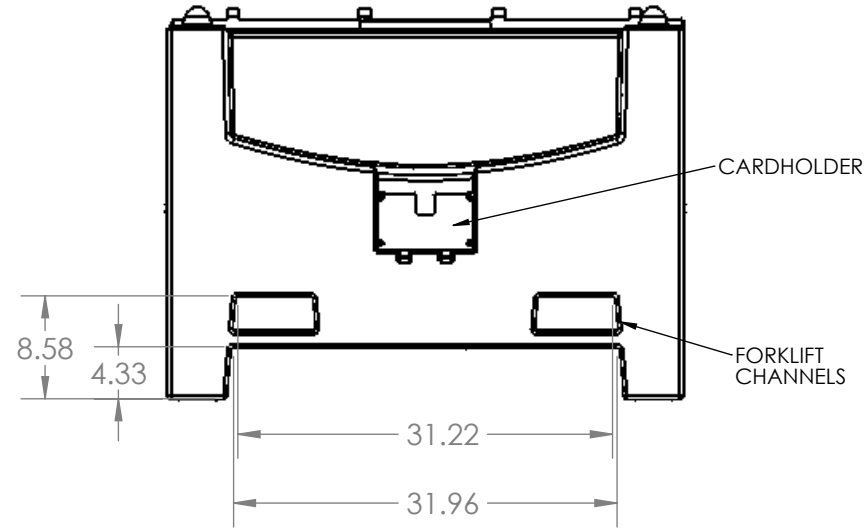
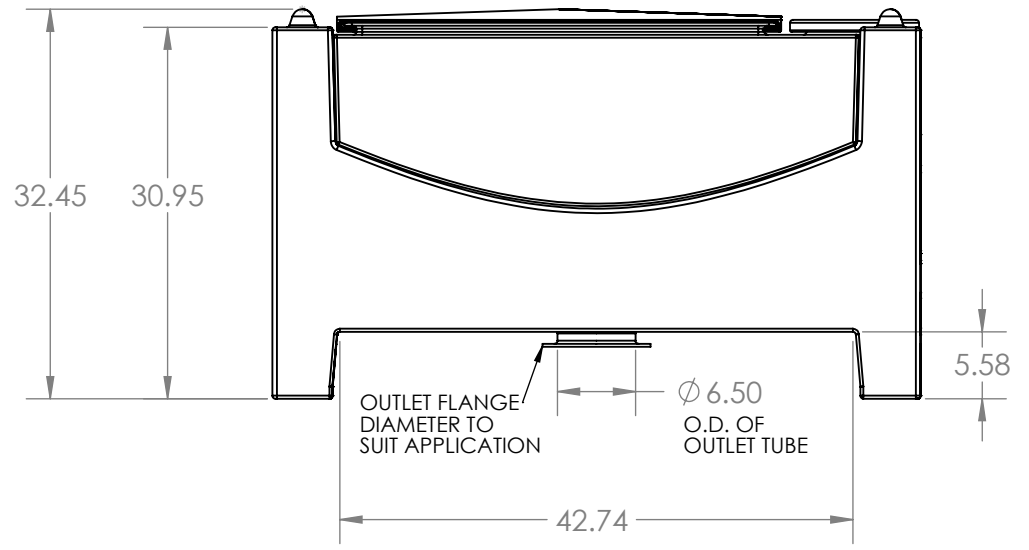
D

C

C

B

B



- NOTES:
1. DRAWING SHOWS FINISHED MOLDED PARTS, TRIMMED UNIT SHOWN IS BASE D WITH STANDARD HOPPER, SLIDING DUST COVER, AND FILL PORT COVER
 2. SEE INDIVIDUAL COMPONENT DRAWINGS FOR DETAILS NOT SHOWN
 3. CONSULT REMCON SALES FOR MATERIAL AND COLOR OPTIONS
 4. "X" IN DRAWING / PART NUMBER REPRESENTS OPTIONAL CONFIGURATIONS

PROPRIETARY AND CONFIDENTIAL
THE INFORMATION CONTAINED IN THIS DRAWING IS THE SOLE PROPERTY OF REMCON PLASTICS INC. ANY REPRODUCTION IN PART OR AS A WHOLE WITHOUT THE WRITTEN PERMISSION OF REMCON PLASTICS INC IS PROHIBITED.

		UNLESS OTHERWISE SPECIFIED:		NAME	DATE	Remcon Plastics Inc. 208 Chestnut Street, Reading Pa, 19602	
		DIMENSIONS ARE IN INCHES TOLERANCES: FRACTIONAL: N/A ANGULAR: ±1/2 DEG DECIMAL: ±0.010 in/in		DRAWN	PFE	10/22/14	TITLE:
		PROJECT NUMBER: 1769		CHECKED	PFE	10/22/14	RH-20 HOPPER ASSEMBLY GENERAL SPECIFICATIONS
		MATERIAL LLDPE		ENG APPR.	DH	10/22/14	
		FINISH SMOOTH		COMMENTS:			SIZE DWG. NO. REV
NEXT ASSY	USED ON	DO NOT SCALE DRAWING					B 01200200500X000 A
APPLICATION				SCALE: 1:16 WEIGHT:			SHEET 1 OF 1

8 7 6 5 4 3 2 1

A

A